

## Psoriasis Area Severity Index (PASI)

The Psoriasis Area Severity Index (PASI) is an index used to express the severity of psoriasis. It combines the severity (erythema, induration and desquamation) and percentage of affected area

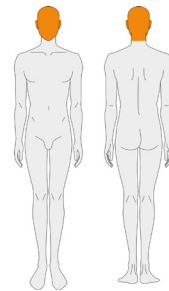
### Head

0% <10%  
  10-29%  
  30-49%  
  50-69%  
  70-89%  
  90-100%

Erythema (redness)     0    1    2    3    4

Induration (thickness)     0    1    2    3    4

Desquamation (scaling)     0    1    2    3    4



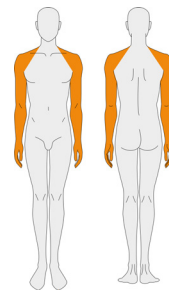
### Arms

0% <10%  
  10-29%  
  30-49%  
  50-69%  
  70-89%  
  90-100%

Erythema (redness)     0    1    2    3    4

Induration (thickness)     0    1    2    3    4

Desquamation (scaling)     0    1    2    3    4



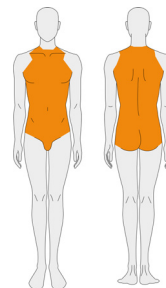
### Trunk

0% <10%  
  10-29%  
  30-49%  
  50-69%  
  70-89%  
  90-100%

Erythema (redness)     0    1    2    3    4

Induration (thickness)     0    1    2    3    4

Desquamation (scaling)     0    1    2    3    4



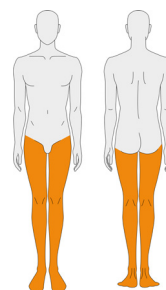
### Legs

0% <10%  
  10-29%  
  30-49%  
  50-69%  
  70-89%  
  90-100%

Erythema (redness)     0    1    2    3    4

Induration (thickness)     0    1    2    3    4

Desquamation (scaling)     0    1    2    3    4



Name: \_\_\_\_\_ (optional)

Birth date: \_\_\_\_\_ (optional)

PASI =